
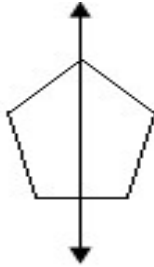


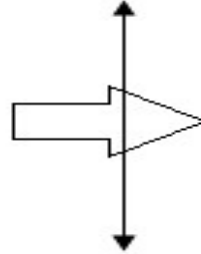
Identify Lines of Symmetry

 Tell whether the line on each shape a line of symmetry is.

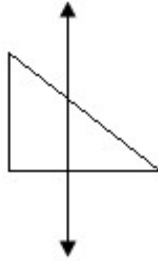
1)



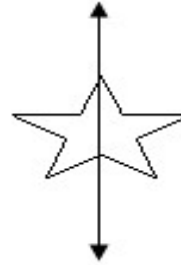
2)




3)



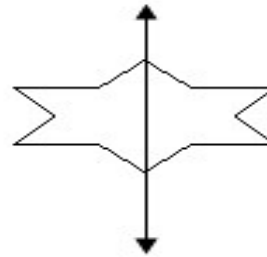
4)



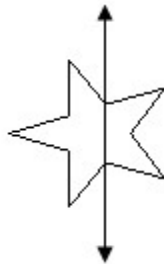
5)



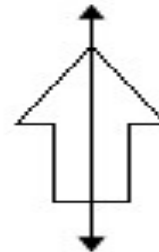
6)



7)



8)



Answers of Worksheets

Identify lines of symmetry.

1) yes

3) no

5) yes

7) no

2) no

4) yes

6) yes

8) yes