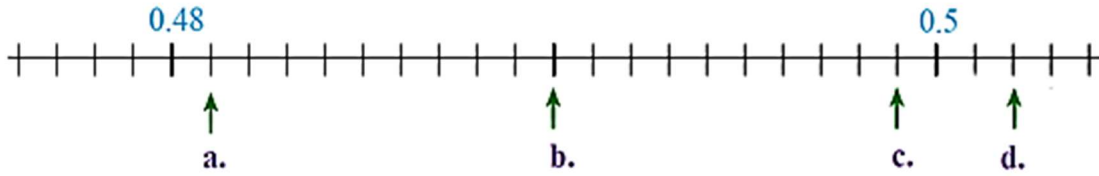


Math Worksheet

Graph Decimals

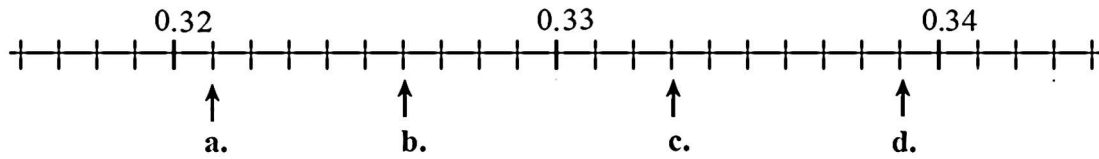
~~Write~~ Write the decimals indicated by the arrows.

1)



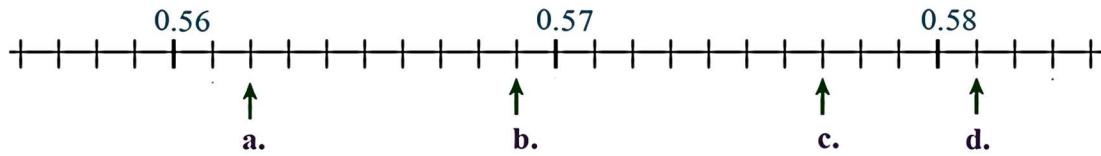
a. _____ b. _____ c. _____ d. _____

2)



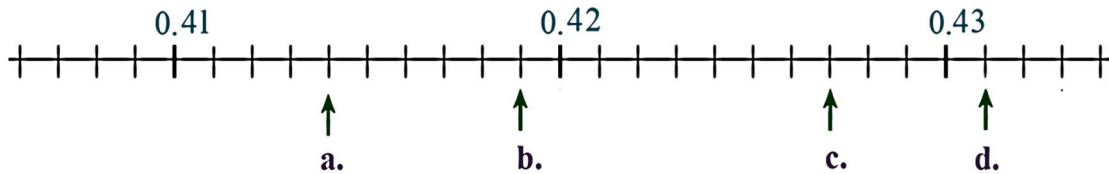
a. _____ b. _____ c. _____ d. _____

3)



a. _____ b. _____ c. _____ d. _____

4)



a. _____ b. _____ c. _____ d. _____

Answers of Worksheets

Graph Decimals

- | | | | |
|-------------|----------|----------|----------|
| 1) a. 0.481 | b. 0.49 | c. 0.499 | d. 0.502 |
| 2) a. 0.321 | b. 0.326 | c. 0.333 | d. 0.339 |
| 3) a. 0.562 | b. 0.569 | c. 0.577 | d. 0.581 |
| 4) a. 0.414 | b. 0.419 | c. 0.427 | d. 0.431 |