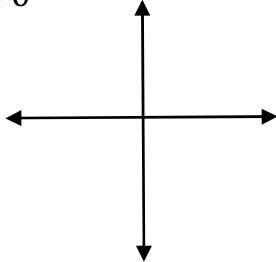


Math Worksheets

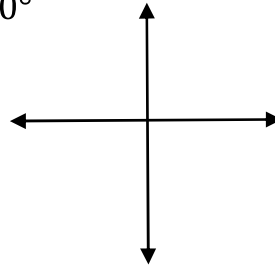
Sketch Each Angle in Standard Position

 Draw each angle with the given measure in standard position.

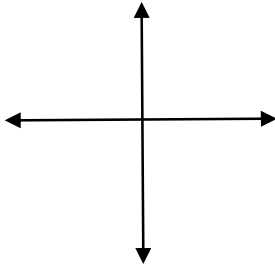
1) -570°



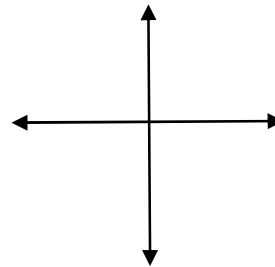
4) -690°



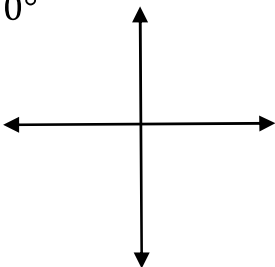
2) 750°



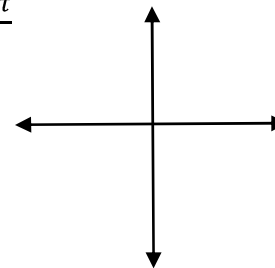
5) $\frac{13\pi}{6}$



3) $1,110^\circ$



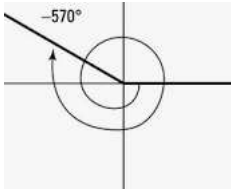
6) $-\frac{11\pi}{6}$



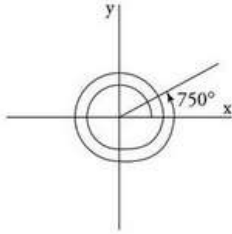
Answers of Worksheets

Sketch Each Angle in Standard Position

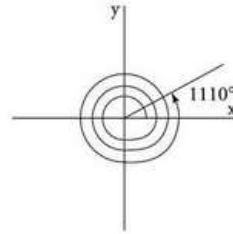
1) -570°



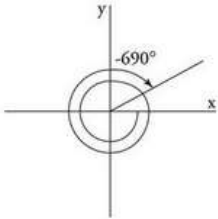
2) 750°



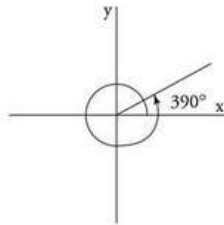
3) $1,110^\circ$



4) -690°



5) $\frac{13\pi}{6} = 390^\circ$



6) $-\frac{11\pi}{6} = -330^\circ$

