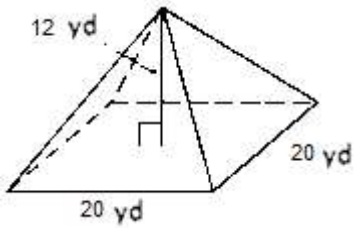


Math Worksheets

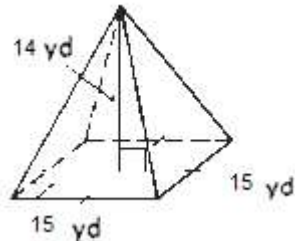
Pyramids and Cone

 Find the volume of each Pyramid and Cone. ($\pi = 3.14$)

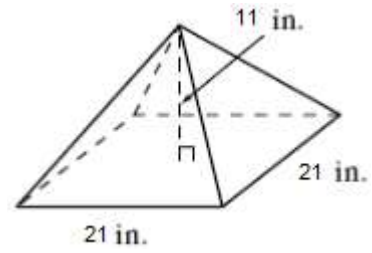
1)



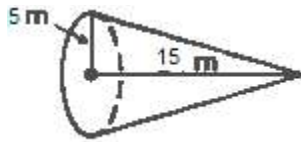
2)



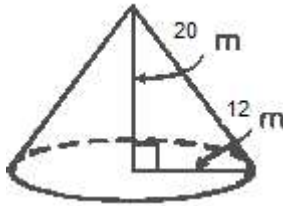
3)



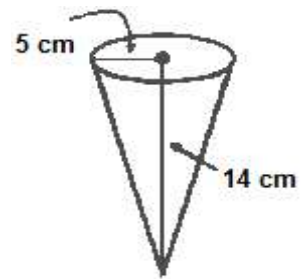
4)



5)

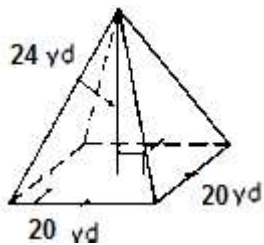


6)

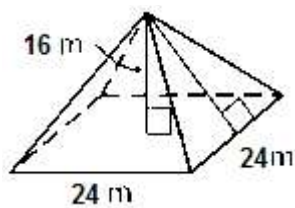


 Find the surface area of each Pyramid and Cone. ($\pi = 3.14$)

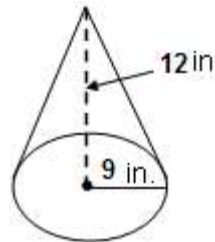
7)



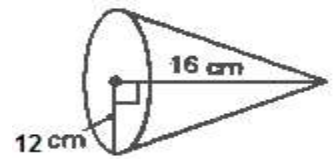
8)



9)



10)



Answers of Worksheets

Pyramids and Cone

1) $1,600 \text{ yd}^3$

2) $1,050 \text{ yd}^3$

3) $1,617 \text{ in}^3$

4) 392.5 m^3

5) $3,014.4 \text{ m}^3$

6) 366.33 cm^3

7) $1,440 \text{ yd}^2$

8) $1,536 \text{ m}^2$

9) 678.24 in^2

10) $1,205.76 \text{ cm}^2$