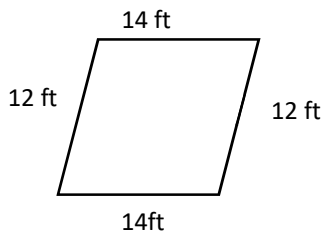


# Math Worksheets

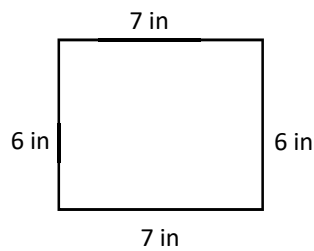
## Polygons

 Find the perimeter of each shape.

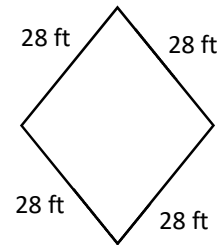
1)



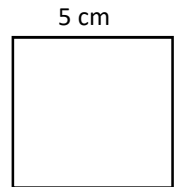
2)



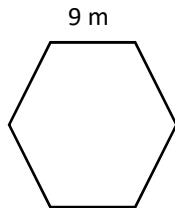
3)



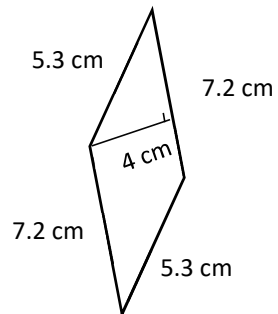
4) Square



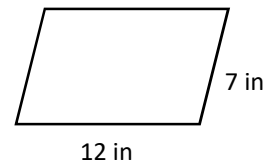
5) Regular hexagon



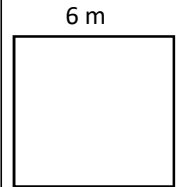
6)



7) Parallelogram

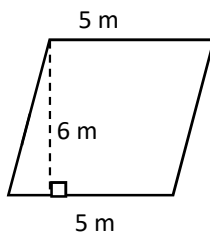


8) Square

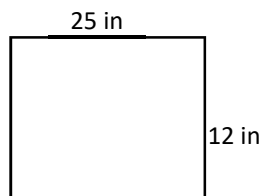


 Find the area of each shape.

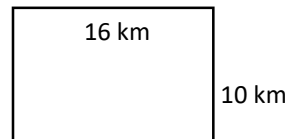
9) Parallelogram



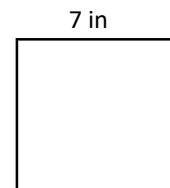
10) Rectangle



11) Rectangle



12) Square



## Answers of Worksheets

### Polygons

1)  $52\text{ ft}$

2)  $26\text{ in}$

3)  $112\text{ ft}$

4)  $20\text{ cm}$

5)  $54\text{ m}$

6)  $25\text{ cm}$

7)  $38\text{ in}$

8)  $24\text{ m}$

9)  $30\text{ m}^2$

10)  $300\text{ in}^2$

11)  $160\text{ km}^2$

12)  $49\text{ in}^2$